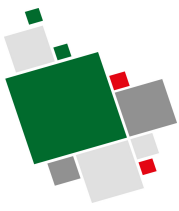
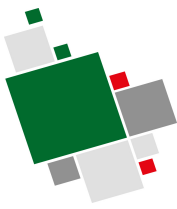


Rendimenti storici del fondo interno Torre Ponderato

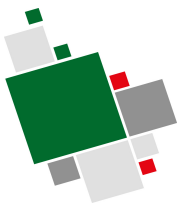
Data	NAV
30/06/2026	14,71100
23/06/2026	14,64500
16/06/2026	14,65900
09/06/2026	14,49200
03/06/2026	14,54300
26/05/2026	14,54600
19/05/2026	14,37700
12/05/2026	14,34300
05/05/2026	14,35500
28/04/2026	14,30200
21/04/2026	14,36100
14/04/2026	14,33900
08/04/2026	14,28900
31/03/2026	14,02400
24/03/2026	14,05100
17/03/2026	14,22700
10/03/2026	14,29700
03/03/2026	14,28300
24/02/2026	14,47700
17/02/2026	14,41700
10/02/2026	14,44400
03/02/2026	14,40500
27/01/2026	14,39500
20/01/2026	14,33700
13/01/2026	14,44300
07/01/2026	14,39000
30/12/2025	14,31600
23/12/2025	14,27000
16/12/2025	14,23600
10/12/2025	14,25200
02/12/2025	14,26200
25/11/2025	14,19800
18/11/2025	14,14300



11/11/2025	14,28600
04/11/2025	14,26500
28/10/2025	14,28600
21/10/2025	14,26000
14/10/2025	14,15900
07/10/2025	14,18100
23/09/2025	14,09600
16/09/2025	14,02400
09/09/2025	14,02200
02/09/2025	13,93800
26/08/2025	14,01800
19/08/2025	14,06600
12/08/2025	13,99000
05/08/2025	13,94300
29/07/2025	14,02900
22/07/2025	13,96000
15/07/2025	13,98200
08/07/2025	13,97500
01/07/2025	13,92800
24/06/2025	13,92600
17/06/2025	13,89400
10/06/2025	13,98500
04/06/2025	13,97100
27/05/2025	13,96300
20/05/2025	13,99200
13/05/2025	13,94300
06/05/2025	13,78500
29/04/2025	13,69500
23/04/2025	13,62600
15/04/2025	13,54500
08/04/2025	13,40600
01/04/2025	13,81800
25/03/2025	13,90900
18/03/2025	13,84800
11/03/2025	13,74200
04/03/2025	13,93200
25/02/2025	14,00600
18/02/2025	14,10200
11/02/2025	14,02900
04/02/2025	13,96000



28/01/2025	13,87200
21/01/2025	13,86400
14/01/2025	13,69600
08/01/2025	13,76000
27/12/2024	13,74200
17/12/2024	13,79200
10/12/2024	13,82700
03/12/2024	13,78700
26/11/2024	13,68100
19/11/2024	13,60500
12/11/2024	13,61600
05/11/2024	13,54800
29/10/2024	13,65200
22/10/2024	13,64700
15/10/2024	13,64900
08/10/2024	13,60300
01/10/2024	13,63100
24/09/2024	13,59600
17/09/2024	13,51900
10/09/2024	13,42400
03/09/2024	13,49200
27/08/2024	13,47900
20/08/2024	13,46100
13/08/2024	13,35300
06/08/2024	13,22200
30/07/2024	13,39900
23/07/2024	13,43700
16/07/2024	13,49200
09/07/2024	13,41200
02/07/2024	13,39200
25/06/2024	13,41700
18/06/2024	13,40500
11/06/2024	13,36500
04/06/2024	13,34500
28/05/2024	13,37600
21/05/2024	13,41100
14/05/2024	13,38800
07/05/2024	13,36800
30/04/2024	13,25400
23/04/2024	13,31000



16/04/2024	13,24500
09/04/2024	13,32900
03/04/2024	13,38400
26/03/2024	13,38900
19/03/2024	13,31400
12/03/2024	13,31600
05/03/2024	13,23100
27/02/2024	13,19800
20/02/2024	13,13400
13/02/2024	13,08800
06/02/2024	13,11300
30/01/2024	13,10000
23/01/2024	12,93600
16/01/2024	12,92400
09/01/2024	12,92100
03/01/2024	12,94900